

## BattMan

### Smart Battery Management Reference Platform



The BattMan Smart Battery Management Reference Platform allows developers to first verify on a system level and then easily implement the same type of battery power design into their own carrier board. BattMan supports single battery mode or balanced loading and unloading using two batteries.

#### Contents

- Smart Battery management module
- Two Li-ion smart batteries at 14.V, 5200 mAh each
- 19V notebook type adapter (110/220Vac)
- USB key with schematics, BOM and manual

#### Ordering Information

Model Number	Description/Configuration
<b>StarterKit-Battman</b>	Smart Battery Management Reference Platform for COM Express® modules (includes two Smart Batteries, 19V adapter and USB key)

## Flat Panel Transfer Board



The Flat Panel Transfer Board (FPTB) supports prototyping and verification of LVDS and TTL flat panel displays. The module includes an LVDS-to-TTL converter to allow users to implement TTL displays with COM modules that support LVDS only. Onboard PWM circuitry supports backlight control for LVDS and TTL displays.

#### Ordering Information

Model Number	Description/Configuration
<b>FPTB</b>	Flat Panel Transfer Board for LVDS-to-TTL signal conversion
<b>LVDS cable for FPTB</b>	Reference carrier LVDS output to FPTB LVDS input cable (supports Express-BASE, Express-BASE6 and nanoX-BASE)

Note: Included in the Starter Kit - nanoX.

## ADD2 DVI-D Adapter Card



The ADD2 DVI-D Adapter Card provides DVI-D display output (digital only) for modules that support SDVO output. This adapter plugs into the PEG x16 connector on Express-BASE, SDVO connector on nanoX-BASE, and DDI connector on Express-BASE6.

#### Ordering Information

Model Number	Description/Configuration
<b>FI-7307(N16D)-F</b>	ADD2 DVI-D Adapter

## PCIe x16-to-two-x8 Adapter Card




The ADLINK PCIe x16-to-two-x8 adapter card can be used with modules that support bifurcation on the PEG x16 interface. The card reroutes the PCIe x16 to two x8 and allows testing of two independent PCIe add-on cards with x8/x4/x2/x1 width.

### Ordering Information

Model Number	Description/Configuration
P16T028	PCIe x16-to-two-x8 adapter card

## LPC POST Debug Board




All ADLINK COM modules include an LPC debug connector. The LPC POST Debug Board connects to this connector and can provide monitoring of BIOS POST status. The LPC POST Debug Board connects directly to the module and can be used regardless of the carrier board being used.

### Ordering Information

Model Number	Description/Configuration
LPC_DEBUG_2	LPC POST debug board with secondary LPC BIOS

## COM-T6T2 Adapter Board COM Express Type 6 to Type 2 Conversion




The COM-T6T2 Adapter Board allows COM Express Type 6 modules to be tested on existing COM Express Type 2 carriers. The adapter board adds PATA IDE (via a SATA to PATA bridge) and PCI bus (via a PCIe-to-PCI bridge) to the signals on the CD connector. The SDVO port is rerouted to correspond to the Type 2 pin definition. PCIe x16 is not supported.

### Ordering Information

Model Number	Description/Configuration
COM-T6T2	COM Express Type 6 to Type 2 adapter card (w/ SDVO)

## T6-DDI Video Adapter Card COM Express Type 6 DDI to HDMI/DVI/DisplayPort



The T6-DDI Video Adapter Card provides connector access to COM Express Type 6 module Digital Display Interface (DDI) outputs. The card must be installed on the Express-BASE6 Type 6 carrier board using the second PCIe x16 slot with proprietary pinout. Jumper settings on the card configure output to either HDMI or DisplayPort. DVI can be tested by using a passive dongle connected to a DisplayPort output.

### Ordering Information

Model Number	Description/Configuration
T6-DDI	COM Express Type 6 DDI-to-HDMI/DVI/DisplayPort adapter card (includes DVI dongle)

# Mouser Electronics

Authorized Distributor

Click to View Pricing, Inventory, Delivery & Lifecycle Information:

[ADLINK Technology:](#)

[COM-T6T2P](#) [COM-T6T2](#) [LPC\\_DEBUG\\_2](#) [P16TO28](#)